

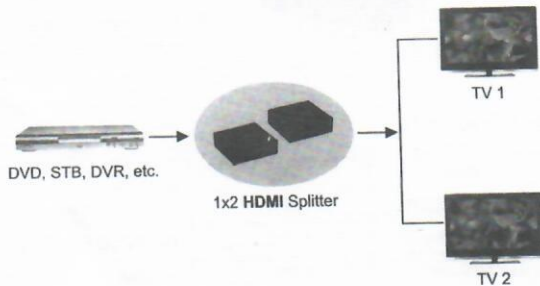
FAQ:

1. The splitter doesn't appear to be functioning.

Firstly, check if the LED lights, if the power supply is in good condition and well connected, Secondly, make sure all cables are in good condition and well connected. Thirdly, make sure the length of the cables is within the maximum supported length of this splitter. Lastly, please try to connect the input source to the display directly to see if it displays normally.

2. If the maximum resolution the two displays supported is not the same, what resolution will be displayed?

The splitter will display at the lower one to both displays.

CONNECTION IMAGE:

1x2 HDMI Splitter

User Manual

INTRODUCTION:

1x2 HDMI splitter distributes 1 HDMI source to 2 HDMI displays simultaneously. It offers HD video solution for super market; shopping mall; HDTV, STB, DVD, projector factory; data control center; information distribution; conference room presentation; education and training; corporation show room; home theater, etc.

SPECIFICATIONS:

Input Video Signal	0.5-1.0 volts p-p
Input DDC Signal	5 volts p-p (TTL)
Max Single Link Range	1920x1200, 1080P
HDMI Resolution	480i/576i/480P/576P/720P/1080i/1080P
DVI Resolution	480P/576i/576P/720P/1080i/1080P
HDMI Version	HDMI 1.3b
Bandwidth	up to 225MHz
EDID Duration	4 seconds
Power Supply	DC 5V@1A


CONNECTION AND OPERATION:

1. Connect the input source and output displays to the HDMI Splitter.
**Please refer to the Connection Image.*
2. Connect the DC 5V power supply to the splitter. Please kindly note that power supply with higher voltage may damage the splitter.
3. When input source and output displays are connected and turned on. The corresponding LED will light,

*Attention: In order to protect the splitter and your devices, please make sure the splitter is powered off before you attach in or extract video source and displays, Please insert and extract HDMI cables gently.


INTERFACE SPECIFICATIONS:

Front:



1. Power LED
2. Power Supply Socket
3. HDMI Input
4. LED of HDMI Input

Back:



5. HDMI1 Output
6. LED of HDMI 1 Output
7. LED of HDMI 2 Output
8. HDMI 2 Output

BOX CONTENTS:

Item	Qty	Remark
1x2 HDMI Splitter	1 PCS	
Power Supply	1 PCS	DC 5V @ 1A
User Manual	1 PCS	English